GENERAL BUILDING INFORMATION

Project Name: Northwest Consolidated Fire District
Address: 29520 W. 127th Street
Olathe, Kansas 66061
Proposed Use: Office
Jurisdiction: County of Johnson County, Kansas

Description of work
This project scope consists of tenant improvements to an existing office building.

Adopted Codes
2012 International Building Code
2012 International Existing Building Code
2012 International Fire Code
2012 International Property Maintenance
2012 International Energy Conservation Code
2012 International Mechanical Code
2012 International Fuel Gas Code
2012 International Plumbing Code
2005 National Electical Code
Ammendments to the 2012 International Code

Building Data
Zoning: RN1
Lot Size: 32,795 sf
Tenant Finish Area:
Construction Type: Type V-B (Section 602.5)
Number of Stories: 1
Automatic Sprinkler System: Unsprinkled
Occupancy Type: S-2 (Storage) / R-2 (Residential)
Seismic Category: B

Use and Classification (Table 503)
Building Occupancy Classification: S2 (Storage)
Allowable Height: 2 stories, 40'
Actual Height:
Allowable Area: 13,500sf
Actual Area:

Type of Construction (Table 601)
Exterior Bearing Walls 0 hour (Table 601)
Exterior Nonbearing Walls
<10' Fire Seperation Distance 0 hour (Table 602)
>10' Fire Seperation Distance 0 hour (Table 602)
Interior Bearing Walls 0 hour (Table 601)
Interior Nonbearing Walls 0 hour (Table 601)
Structural Frame (primary columns and girders) 0 hour (Table 601)
Floor 0 hour (Table 601)
Roof 0 hour (Table 601)
0 hour (Table 1017.1)
Storage Rooms > 100 sq. ft. 0 hour (Table 508.3.3 b. exception 2)

Means of Egress
Occupant Load (1004.1.1):
Business: 100 gross sf per occupant (5,430sf = 55 occupants)

Number of Exits Required (Section 1015.1):
2 exit required, 2 exits provided

Exit Travel Distance Table (1016.2): 200 feet allowed
Provided: 91'-0"

Distance between Exits (1015.2.1):
Areas without sprinkler system:
Distance shall be not less than one-half the length of the maximum overall diagonal dimension of the area
Minimum distance allowed: 110'-11" / 2 = 55'-6"

Common Path of Egress (1014.3): >30 occ. = 75 feet

Dead Ends (1018.4): Shall not exceed 20 feet

Minimum Door Width (1005.1):
55 occupants x .15" per occupant = 8.25"

Fire Protection Systems
Automatic Sprinkler: None
Standpipes: None
Fire alarm system: None
Fire extinguisher: 1 required/1 provided

Emergency Power
Exit signs: Required (Section 1011.5.3)
Egress Illumination: Required (Section 1006.3)
One foot-candle on normal power throughout. Required in spaces where two exit paths are required (emergency power and light on outside of exterior exit door (Section 1006.3)

Plumbing Fixtures (Table 2902.1):
55 Occupants = 27.5 Male, 27.5 Female

Fixture	Required	Provided
Water Closets (1/25 occ.)	2 M/2 F	2 M/2 F
Lavatories (1/40 occ.)	1 M/1 F	1 M/1 F
Drinking Fountain (1/100 occ.)	1 fountain	fountain
Service Sink	1 sink	1 sink

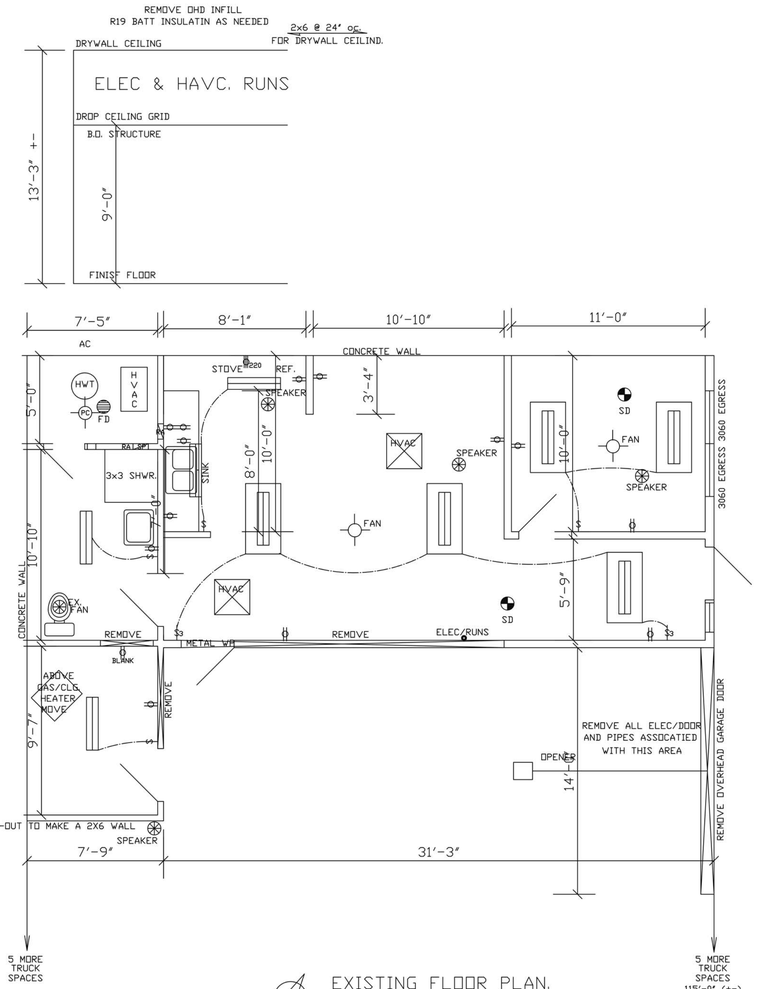

EXISTING FLOOR PLAN.
DEMOLITION PLAN & NOTES
SCALE 1/4"=1'-0"

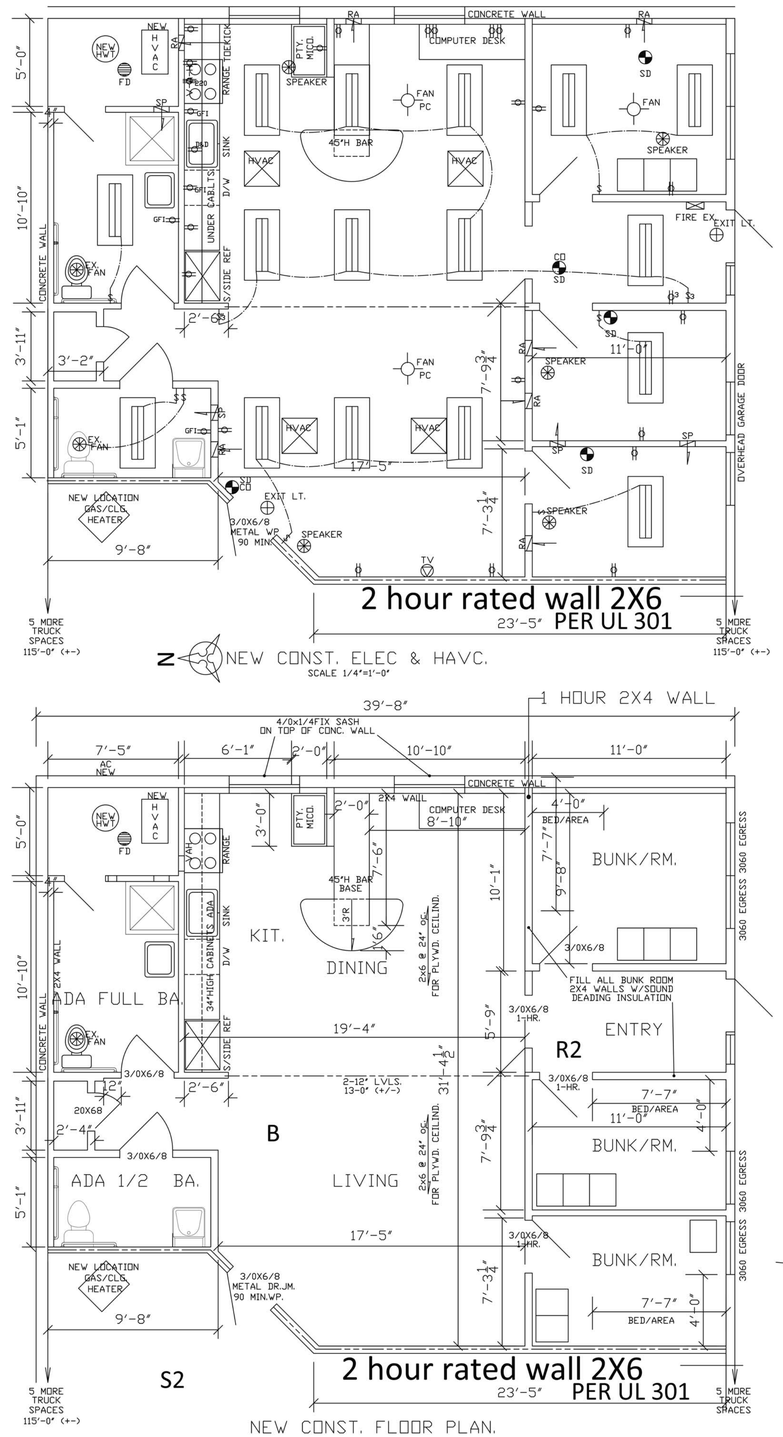

NEW CONST. ELEC & HAVC.
SCALE 1/4"=1'-0"

FLOOR FINISH	ROOM	FLOOR		
	ALL WALLS PAINT WITH ENAMEL BASE ALL DOORS & TRIM PAINT WITH ENAMEL BASE	CARPET	VAYL	VAYL BSE
	ENTRY		●	●
	BUNK ROOMS		●	●
	KITCHEN		●	●
	BATH		●	●
	1/2 BATH		●	●
	LIVING AREA		●	●
	OWNER WANTS A MAX. AMOUNT QUOTED FOR CABINETS—KIT—COMPUTER DESK			

NEW CONST. FLOOR PLAN.
SCALE 1/4"=1'-0"

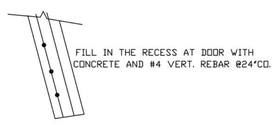

a3G architects
110 North Main Street
Liberty, Missouri 64068
p 816.581.6333
www.a3garchitects.com
3AG Architects, LLC
Kansas Certificate of Authority: #A-975

AIMEE DANELLE GRAY
LICENSED
6265
KANSAS
ARCHITECT

Aimee D. Gray
1 May 2019

Aimee D. Gray - Architect
Kansas License #6265

NORTHWEST CONSOLIDATED FIRE DISTRICT

29520 W. 127th Street
Olathe, Kansas 66061

OWNER NAME
Owner Address
Owner City/State/Zip
Owner Phone/Fax

ISSUED FOR:

PERMIT SET	MAY-1-2019
--	--
--	--
--	--
--	--
--	--
--	--
--	--

CODE PLAN AND UL ASSEMBLIES

A101

File Path

Project Number: 00000

© Copyright 2019

S-2
3205sf/200 gross = 17 occupants

R-2
1166sf/200gross = 6 occupants

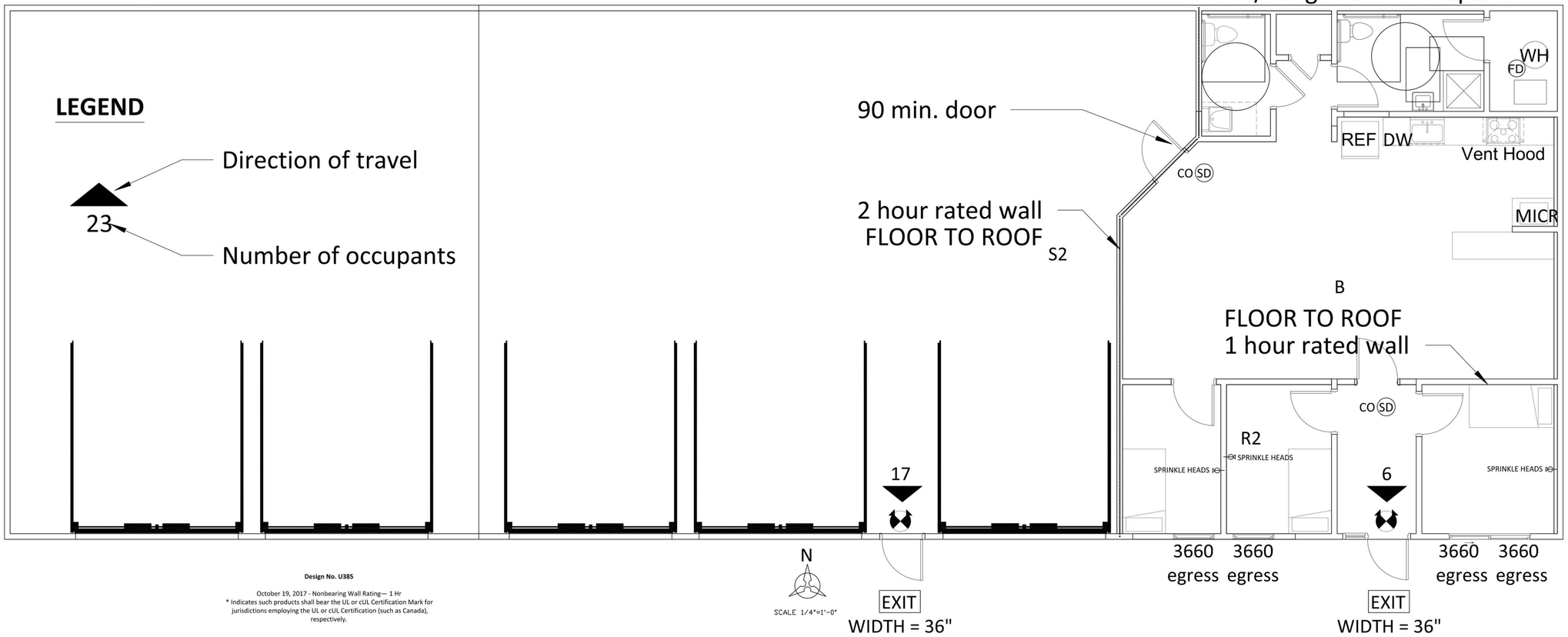

Design No. U385

October 19, 2017 - Nonbearing Wall Rating— 1 Hr
* Indicates such products shall bear the UL or cUL Certification Mark for jurisdictions employing the UL or cUL Certification (such as Canada), respectively.

1. Wood Studs — Nominal 2 by 4 in., spaced 24 in. OC maximum, effectively firestopped at the top and bottom of wall.

2. Wall and Partition Facings and Accessories— Nominal 5/8 in. thick, 4 ft wide panels, applied vertically to studs and bearing plates with 1-5/8 in. long, No.6, Type S, coarse threaded screws spaced at 8 in. OC along the perimeter of the panels and 12 in. OC in the field. Vertical joints centered over studs and staggered one stud cavity on opposite sides of stud. Horizontal joints of vertically applied panels to be staggered 4 ft on opposite sides of the wall. Horizontal joints of vertically applied panels to be supported by stud blocking.
PABCO BUILDING PRODUCTS L L C, DBA PABCO GYPSUM— QuietRock 528

3. Batts and Blankets* — UL Classified glass fibre insulation with or without kraft paper facing, nominal 3-1/2 in. thick, nominal density of 0.95 pcf, fastened to wood studs using metal fasteners to completely fill the stud cavities.
See Batts and Blankets (BKNV and/or BZJZ) Categories for names of Classified Companies.

4. Joints and Screwheads— Joint compound applied in two coats to joints and screw heads. Paper tape, nominal 2 in. wide, embedded in first layer of compound over all joints.

* Indicates such products shall bear the UL or cUL Certification Mark for jurisdictions employing the UL or cUL Certification (such as Canada), respectively.

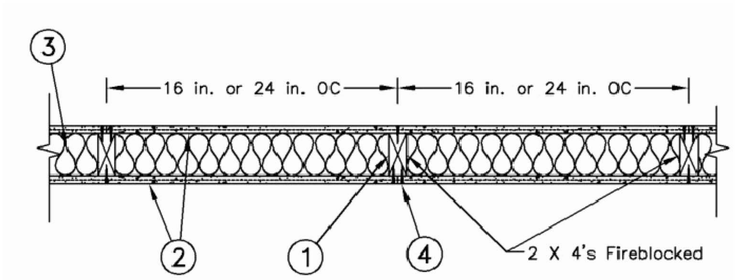

Configuration A

UL U301

EXTERIOR PARTITIONS: WOOD STUD (LOAD-BEARING)

FIRE RATING: 2 HOUR
STC: N/A
SOUND TEST: N/A
SYSTEM THICKNESS: 6"

U301	2 HOUR			Future Detail-PPM 90024
LOAD-BEARING	WOOD STUDS	INTERIOR PARTITION	STC=52	USG-810218

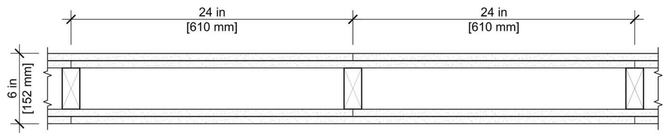

ASSEMBLY OPTIONS:

GYPSUM BOARD: TWO LAYERS OF 5/8 IN. THICK GYPSUM BOARD APPLIED HORIZONTALLY OR VERTICALLY.
WOOD STUDS: 2 IN. X 4 IN. WOOD STUDS SPACED MAX. 16 IN. O.C.
GYPSUM BOARD: TWO LAYERS OF 5/8 IN. THICK GYPSUM BOARD APPLIED HORIZONTALLY.

a3G architects
110 North Main Street
Liberty, Missouri 64068
p 816.581.6333
www.a3garchitects.com
3AG Architects, LLC
Kansas Certificate of Authority: #A-975

AIMEE DANELLE GRAY
LICENSED
6265
KANSAS
ARCHITECT
1 May 2019

Aimee D. Gray - Architect
Kansas License #6265

NORTHWEST CONSOLIDATED FIRE DISTRICT
29520 W. 127th Street
Olathe, Kansas 66061

OWNER NAME
Owner Address
Owner City/State/Zip
Owner Phone/Fax

ISSUED FOR:

PERMIT SET	MAY-1-2019
--	--
--	--
--	--
--	--
--	--
--	--
--	--

CODE PLAN AND UL ASSEMBLIES

A102

File Path

Project Number: 00000

© Copyright 2019